

# TEDD WOOD

---

FINE CABINETS

---



CUSTOM, FULL ACCESS CABINETS...  
AT AN AFFORDABLE PRICE



---

**LUXURY LINE**

---

FULL ACCESS CABINETS

WWW.TEDDWOOD.COM



## CLASSICS

- *More than 100 door styles*
- *Catalyzed Conversion Varnish stain and paint colors*
- *Create your own unique look with our Shadow and Antiquing finish options.*
- *Customize and coordinate your new space with over 1,000 Sherwin Williams paint colors or duplicate your unique hue in our Custom Color Lab.*
- *Plywood upgrade available*




# WOOD SPECIES



## **Cherry / Rustic Cherry**

The sapwood is light yellow to white and the heartwood is brownish with green tinge which darkens upon exposure to a deep reddish brown with a golden luster. There are occasional pitch pockets, mineral streaks, pin knots and gum in the wood. Rustic Cherry will have more prevalent split knots and open knots. Over time and with exposure to sunlight Cherry / Rustic Cherry will darken slightly in color.



## **Quarter Sawn White Oak**

The sapwood of oak is white to very light brown. Heartwood is light to dark brown. Oak wood has a coarse texture which is heavy, straight-grained, hard, tough, very stiff and strong. "Quarter Sawn" grade is specially cut White Oak lumber where logs are quartered and sliced across the grain resulting in a tight, straight grain pattern. Quarter Sawn lumber contains a distinct characteristic called medullar wood rays or "flake".



## **Walnut**

Walnut is a heavy, strong wood that ranges in color from off-white to dark brown. It can have curly grain, steaky color and occasional mineral and pin knots.



## **Maple**

Hard white maple has a fine, uniform texture with curly grain, sugar streaks, occasional mineral streaks and pin knots. It is heavy, strong, stiff, hard and resistant to shock. The color ranges from white with a slight reddish-brown tinge to a light reddish-brown.



## **Alder / Knotty Alder**

Alder has a consistent color that ranges from pale pinkish-brown to almost white. It has a fine, straight, tight grain with uniform texture with some small pin knots that form a beautiful swirl. Knotty Alder is more rustic in appearance with large split knots and open knots that vary in size.

# DOOR STYLES

Your cabinet door style can be one of the most important factors in your kitchen's new design.

LUXURY LINE offers a complete selection of doors and drawer fronts to fit every kitchen and bathroom need.

From a traditional raised panel door to contemporary slab doors, we offer the right door to make you home uniquely yours.



**ALAMEDA RP**  
Frosty White w/ Bold  
Pewter Shadow



**ARCADIA RP**  
Dovetone on Maple



**ARLINGTON RRP**  
Auburn w/ Lite Black Shadow  
on Alder



**ASPEN RP**  
Vanilla Cream w/ Lite Brown  
Brushed Shadow



**BOARDWALK RRP**  
Natural on Maple



**BROADWAY RRP**  
Espresso on Maple



**BROOKFIELD RRP**  
Natural w/ Lite Coffee  
Shadow on Knotty Alder



**CAMDEN RRP**  
Wheat on Cherry



**CAPITOL RP**  
Monument Gray on MDF



**CHADWICK RRP**  
White on QTR Sawn  
White Oak



**CHARLESTON RRP**  
Naval w/ Bold Black  
Shadow on Maple



**COASTAL RRP**  
Saddle Brown on Cherry



**COOPERSTOWN RP**  
Saddle Brown on Walnut



**COVINA RP**  
Pumice w/ Lite Brown Shadow



**CYPRESS RP**  
Heritage Black Antiqued on Maple



**EMPIRE II FP**  
Egg Shell on Maple



**FAIRFIELD RP**  
Frosty White w/Lite Brown Shadow



**FOUR CORNERS**  
Richmond on Cherry



**FRENCH QUARTER RRP**  
Saddle Brown on QTR Sawn White Oak



**GETTYSBURG RRP**  
Auburn on Rustic Cherry



**GRACELAND FP**  
Sandstone on Maple



**HILLCREST RP**  
Colonial w/Bold Black Shadow on Cherry



**HUDSON RP**  
Ash Gray on Maple



**KENSINGTON RP**  
Saddle Brown w/ Lite Black Shadow on Maple



**LIBERTY RRP**  
Cobblestone on QTR Sawn White Oak



**LINCOLN FP**  
Moss on Maple



**LOOMIS RP**  
Denim on Cherry



**LOUVRE-SOLID**  
Slate on Maple



**LOUVRE-VENTED**  
Flagstone on Maple



**MADISON SQUARE RP**  
Colonial on Cherry



**MIDTOWN RP**  
Heritage Black on Maple



**MIRAGE RRP**  
Richmond on Cherry



**MONTICELLO RRP**  
Natural on QTR Sawn White Oak



**NAPA FP**  
Sandstone w/ Lite Coffee Shadow



**NEWPORT RP**  
Espresso on Alder



**NIAGARA FP**  
Pumice on Maple



**OASIS RRP**  
Morning Mist w/ Bold Black Shadow on Alder



**POMONA FP**  
Graystone on Maple



**RAINIER RRP**  
Natural on Walnut



**RIDGECREST RP**  
Naval on Maple



**ROCKVILLE RRP**  
Charcoal on Maple



**RUSHMORE FP**  
White on Maple



**SAXONY RP**  
Natural w/Bold Brown Shadow on Maple



**SEASIDE**  
Morning Mist on Rift Cut White Oak - Horizontal Grain



**STOCKTON FP**  
Espresso on QTR Sawn  
White Oak



**TEMPLETON RP**  
Colonial w/ Bold Black  
Shadow on Alder



**TETON FP**  
Moss on Maple



**NO LONGER  
AVAILABLE ON  
RED BIRCH**

**UPLAND III RRP**  
Natural on Red Birch



**UPLAND IV RRP**  
Cider on Maple



**VALLEY FORGE RP**  
Saddle Brown on Walnut



**VERO RP**  
Dover White w/ Lite  
Coffee Shadow



**WAKEFIELD RRP**  
Chestnut on Alder



**WATERFRONT RP**  
Natural w/ Lite Coffee  
Shadow on Cherry



**WHITE HOUSE RP**  
White on MDF



**YELLOWSTONE RP**  
Sandstone w/Lite Brown  
Shadow & Worn Distressing

## OPTIONAL OUTSIDE EDGES



**Eased Edge**



**Transitional Edge**

## DRAWER HEAD OPTIONS



**Slab**




**Decorative Slab**



**Flat Panel**



**Raised Panel**



# FORTRESS COLLECTION

Our **Fortress Collection** includes unique and various hand-applied antiqued and/or distressed finishes which create an aged and timeless look that will help you achieve that **old world** expression for your home.



### Alamo

Available in Cherry, Rustic Cherry, Alder and Knotty Alder.



### Bragg

Available in Maple.



### Independence

Available in Maple.



### Loudon

Available in Quarter Sawn White Oak.



### MacArthur

Available in Maple.



### McHenry

Available in Maple and Cherry.



### Meade

Available in Knotty Alder.




### Sumter

Available in Quarter Sawn White Oak.



### Ticonderoga

Available in Quarter Sawn White Oak.



# TIDEWATER COLLECTION

Our **Tidewater Collection** includes unique and various hand-applied antiqued and/or distressed finishes which create a weathered look giving the appearance of a piece of old driftwood, weathered fence, or antique barn plank.



### Avalon

Available in Quarter Sawn White Oak.



### Cape Cod

Available in Quarter Sawn White Oak.



### Clearwater

Available in Quarter Sawn White Oak.



### Mystic


Available in Quarter Sawn White Oak.



### Montauk


Available in Quarter Sawn White Oak.

# PAINTS




All the colors of the rainbow are at your fingertips with our Sherwin-Williams Color Fan Deck.

# PAINT WITH GLAZE




# STAINS

## MAPLE



## CHERRY/ALDER (also available in Rustic Cherry and Knotty Alder)



## QTR SAWN WHITE OAK



## WALNUT




## GLAZING PACKAGES



### Lite Shadow

The finish look is achieved by applying glaze to the entire base color, wiping off by hand, with the flat surfaces wiped clean and careful attention paid to the minimal hang-up remaining in the corners and profiles of the door and drawer.



### Bold Shadow

Another glaze-enhancing option, this rich look is achieved by applying glaze to the entire base finish, carefully wiping off by hand with detailed attention to achieving a heavier, bolder, well-defined glaze of the straight lines and profiles of the door and drawer.



### Lite Brushed Shadow

The third of the glaze options, this subtle look combines the technique of Lite Shadow along with a dry brushing of glaze on the flat surfaces of the frame and panel of the door and drawer.



### Bold Brushed Shadow

The last of the glaze options, this classy look combines the technique of Bold Shadow along with a dry brushing of glaze on the flat surfaces of the frame and panel of the door and drawer.

## ANTIQUING PACKAGE

## DISTRESSING PACKAGES *All distressing prior to finishing*



This Old World technique is created by painting the door, then sanding areas to expose the raw or stained wood underneath to give it that "aged" look.



### Worn Package

This subtle time-worn look is achieved by lightly distressing the wood with a random assortment of the following:

- Worm holes
- Claw hammer dents
- Dings/Dents



### Weathered Package

Along with the characteristics of the WORN package, this also includes the following randomly applied features:


- Rasping/Gouging
- Knife Splits
- Rounded/Sanded corners and profiles
- Small chisel marks

# STAIN WITH GLAZE


## MAPLE



## CHERRY/ALDER (also available in Rustic Cherry and Knotty Alder)



## QTR SAWN WHITE OAK





## REFLECTIONS / TEXTURES

- *A unique collection of texture and gloss finishes on modern door styles*
- *4 interior color options*
- *Plywood upgrade available*

# REFLECTIONS COLLECTION




**Luxe**  
Cuzco Oro



**Door Edge Band Options**  
• Solid  
• 2-Tone




**Anthracita**



**Basalto**



**Black**



**Blanco**




**Cuzco Oro**



**Gris Metallic**  
(Solid EB Only)



**Magnolia**



**Olmo**



**Roble Frappe**

# TEXTURES COLLECTION



**Mesa**  
Cypress Point



**Trio**  
City Oak



**Anta**  
Carbone



**Carbone**



**City Oak**




**Cypress Point**



**Oregon Pine**



**Palissandro**



**Silver Sand**

**The Reflections Collection** is the perfect versatile and decorative high gloss scratch-resistant surface which is well-suited for applications in any kitchen, bathroom, or office. The Reflections door is a UV-dried high gloss lacquer finish laminate on a ¾" thick MDF panel.


**The Textures Collection** allows for remarkable three dimensional effects, bringing this unique surface to life and endowing it with extraordinary performance and durability. The Textures door is a woodgrain thermostructured surface on a furniture board core.



# ALUMINUM DOORS

- *A contemporary option for your custom kitchen*
- *Available in a variety of finishes and colors providing endless design possibilities*


## Aluminum Doors



## Profile Finishes



## Standard Glass Insert Options



## Architectural Resin Insert Options



## Backpainted Glass Insert Options



## High Gloss PARAPAN® Insert Options



## Metallic Insert Options



See Luxury Line Specification Catalog for available combinations.

# LUXURY LINE

---

## FEATURES AND WARRANTY

### LUXURY LINE FEATURES

- Meet all your design needs with the near limitless options available
- 3/4" Sides, Tops, Bottoms, & Shelves
- Furniture Board and Plywood Construction Available
- Customizable to 1/16"
- 13" Deep Wall Cabinets Standard
- Soft Close Doors & Drawers
- Solid Wood Dovetail or Metal Drawer Box Available
- Wall Cabinet Bottoms Finished to Match Face of Cabinet
- Catalyzed Conversion Varnish Finish
- Custom Colors Available

\* *Certain restrictions may apply*

Limited Lifetime Warranty



**TEDD WOOD**  
FINE CABINETRY

Essential Cabinetry  
GROUP

WWW.TEDDWOOD.COM